

Gospel Light Elementary Sunday School



I'm part of God's plan!

Fall 2011

Teacher Guide

Grades 1 & 2



Includes CD-ROM
with Lesson Extras

Joseph's Sticky Situations

Dear Teacher,

Have you ever had one of those weeks when you ask yourself, *Why me?!* I sure have! Within four days, I had my car broken into, my high heel break off (leaving me to walk with a strange limp for the rest of the day), a speeding ticket, a lost cell phone and my credit card information used in more countries than I have ever visited!


Throughout Joseph's life, he was thrown into one sticky situation after another. Though he may have asked God, *Why me?!* Joseph continued to look to God and choose to do what was right. God was with Joseph through all his difficult times, and He is with us during both the great days and the days we wish we could forget! This week, write out Joshua 1:9. Place it where you'll see it often. Remember that we can be strong and courageous to do what is right because we know that God is with us.




Lisa Pham
Editor



Big Idea
God is always with me
and gives me courage
and gives me courage



Action Plan
Evaluate situations
my life and tell right
choices to make.



Bible Verse
"Be strong and courageous . . . ,
for the Lord your God will be
with you wherever you go."
Joshua 1:9

Connecting You to Jesus



The story of Joseph can be seen as a picture of Jesus' life. Joseph is known as the messianic patriarch. Despite being mistreated in many ways, Joseph chose to be obedient. Later, he was given a position of high honor. Jesus was mistreated, but He obeyed God, even to the point of being killed on the cross. But God raised Jesus from the grave, so Jesus could be our Savior, and He gave Jesus the ultimate honor of being seated at the right hand of God Himself.




LESSON MATERIALS

- The basics (see contents)
- A variety of building toys
- Story props (see p. 3)
- Shoe
- Materials for Game or Art activity (see pp. 7-8)

Lesson Extras!



1. Help your kids discover the main idea of books in the Bible by playing Content Concentration. Use only the first eight books of the Bible for this lesson.



2. Students discover today's Bible verse by completing "Dear Diary!" puzzle.

3. DVD Option: Show "Lesson 11: Sticky Situations" on *Media DVD*.

We have lots of choices to make every day. The greatest choice to make is to love and trust God, no matter what situations we face.




Get Thinking

(10-15 minutes)

Welcome students and help them begin to think about today's Big Idea.

Where Do You Hang Out?

Students use building toys to make different places they go. Invite students to talk about the places they are building.



Big Idea

God is always with me
and gives me courage
and gives me courage

Connect:

- What is a favorite place you have been to only once? A place you have been to many times?
- Where have you always wanted to go? Why?
- Today we are talking about something important to remember wherever we go. What we talk about today can make a difference in the choices you make at each and every place you go.

YOU NEED

A variety of building toys
(Legos®, blocks, Lincoln
Logs®, etc.).



Get God's Word



(15-25 minutes)

Joseph's Sticky Situations

Tell the following story summary in your own words, asking discussion questions as indicated.

Story Starter

Invite everyone to stand up. **Remain standing if you have brothers or sisters. If you don't have ANY brothers or sisters, sit down.** Continue with other statements until only a few students are standing. **Remain standing if you are the youngest. Remain standing if you have only brothers.** Everyone sits down.

YOU NEED

Bible for yourself and each student, Lesson 11 Poster, story props, shoe.

Our story today is from Genesis chapter 37. Help students find Genesis 37 in their Bibles. We are going to learn about a very LARGE family with LOTS of brothers! The father of this family was named Jacob. Look at Genesis 37:1 to find his name.

STORYTELLING IDEA



Invite a student to help you use props (colorful jacket, a rope and a clipboard) and actions to illustrate story events. Follow the directions below.

Angry Brothers

Jacob, a man in Bible times, had 12 sons. That's a lot of boys! One of the youngest sons was named Joseph. Jacob loved Joseph more than any of his other children. He showed his love by giving Joseph a special coat—something that was much better than anything his brothers had. And that's



TIP

Show Lesson 11
Poster and ask
“How do these
people feel?”

where the problems all started. You see, Joseph’s brothers knew that their dad loved Joseph best, and they were jealous! **Put a jacket on student.**

Then one night Joseph had a dream. He dreamed that he and his brothers were tying grain into stacks. Suddenly Joseph’s brothers’ stacks bowed down to Joseph’s stack. Joseph told his brothers about his dream, and they became angry! They didn’t want to

bow down to their little brother! Soon, Joseph had another dream just like the first one—and he told his brothers all about that dream, too. **How do you think they felt then?**


One day, Joseph’s brothers were out caring for the family’s sheep. Jacob wanted to know what was going on and how they were doing, so he sent Joseph to check on them.

When the brothers saw Joseph coming in the distance, they had a pretty bad idea. **Listen as I read Genesis 37:19-20 to find out what they said.**

But Joseph’s oldest brother, Reuben, said, “We can’t KILL our brother! Let’s grab him and leave him here in this pit.” And that’s what they did! (Reuben planned to rescue Joseph later.) **Student takes off jacket and falls to ground.**

Reuben’s plan didn’t work out very well. While he was off doing something else, the other brothers sat down to eat. While they ate, the brothers saw some traders who were traveling on their way to Egypt. Judah said, “Hey! I have an idea! Let’s sell Joseph to the traders!”

And that’s exactly what they did. They tied Joseph up and sold him as a slave. **Show rope.** Then they ripped up Joseph’s coat and covered it in blood. When they took the coat back to their father and said that they had found it, their father thought that Joseph had been killed by a wild animal. Their father was so sad!





Sold as a Slave

The traders took Joseph to Egypt and sold him as a slave to a man named Potiphar. **How do you think Joseph felt?** Joseph could have felt sorry for himself and stomped his feet and shouted, "It's not fair!" (Because it WASN'T fair!) But Joseph didn't do that.

Joseph chose to work hard, to do what was right and to trust God. After a while, Potiphar was so happy with

Joseph's work that he put Joseph in charge of ALL the people who worked for Potiphar. **Student holds clipboard and points as though giving orders.**

TIP

Help children find Egypt on map on page 26 in *What the Bible Is All About for Kids*.



Sent to Prison

You'd think that things were looking up for Joseph, wouldn't you? Well, they weren't. Potiphar's wife decided to lie about Joseph. She said that Joseph tried to attack her! So Potiphar had Joseph thrown in prison! **Take clipboard away.**

Now Joseph had even more reason to complain and say, "It's not fair!" Listen as I read **Genesis 39:21-23** to find out what happened in

prison. Joseph was still a prisoner, but he was in charge. Give clipboard back to student.

Joseph worked hard, did what was right and trusted God again! And the Bible says that God was with him and gave him success in whatever he did.

Wrap-Up

Joseph probably didn't understand why he kept ending up in sticky and scary situations, but he knew that God still loved him. God was with Joseph through it all, helping him have the courage to make right choices. God promises the same for us.

Action Plan

Evaluate situations in my life and tell right choices to make.

Read aloud God's promise in Joshua 1:9. Show shoe. **Because God is with us wherever we go—wherever our shoes take us—we can be courageous and choose to do what is right in all the great, ordinary and even sticky situations we face.**

Connecting Kids to Jesus



The story of Joseph can be seen as a picture of Jesus' life. God's own Son, Jesus, was mistreated in many ways—much more than Joseph! But Jesus always did what was right. And because Jesus is God's Son and obeyed, even to the point of being killed on a cross, He didn't stay dead! He rose again and became our Savior!



Get Talking

(25-30 minutes)

Distribute Lesson 11 *Kid Talk Cards*. Invite students to number the pictured situations on Side 1 in order of stickiness, or difficulty, from 1 (the most sticky) to 4 (the least sticky).

- What choices did Joseph make in these sad and scary situations?
- Why do you think Joseph kept making right choices in the midst of these situations?


Whiteboard Time



Let's talk about some sad or scary situations you or a friend might have been in. On whiteboard, begin a game of Pictionary by drawing a place at which kids might get into sticky situations (school, car, amusement park, sports field, skate park, etc.). Continue drawing until someone guesses the correct location. Challenge correct guesser to tell a sticky situation that might happen at that place. Repeat several times with different places.

Invite students to look at Side 2 of *Kid Talk Cards* and read the Bible verse aloud together. Talk about the situations described. Students draw a way to do what is right in one of the situations.

- Our shoes take us to lots of different places. God promises that He will be with us all the time, even in scary or sticky situations. When is a time you need to remember that God is with you? (When scared at night, when have to take a hard test at school, etc.)
- What are some good choices that you can make at home? At the park? At a friend's house? (Obey the rules. Take turns. Tell the truth.)
- Which of the sticky situations on Side 2 might be difficult? What good choices could a kid make in the situations? (Encourage a friend. Don't make fun of the friend who made the wrong goal. Tell your friend you are sorry for breaking his or her toy.)



Prayer



Invite volunteers to tell prayer requests as you write them on the whiteboard. Then pray with students about the needs and concerns they mention. If you have been keeping a prayer journal for your class, review prayer requests from previous weeks and ask students to tell ways God has answered those requests.

Art

Give each student a verse sheet. Student decorates sheet and then cuts it apart on the dark lines to make puzzle pieces. Students attach a magnetic strip to the back of each piece. Students take home pieces to display and rearrange on their refrigerator or other magnetic surface.

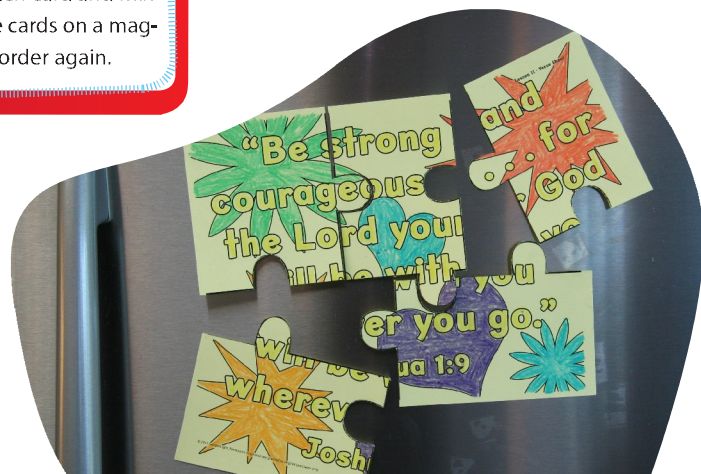
Connect: You can remember that God is with you wherever you go. He will help you have the courage to make choices that show that you love and trust God.

YOU NEED

Bibles, one copy of Verse Sheet (from CD-ROM) printed on white card stock for each student, 5 ½-inch (1.3-cm) self-adhesive magnetic strips for each student, markers.

TIP

Older students may want to create verse word magnets by printing each word of the verse on a separate small index card. Students attach magnetic strips to the back of each card and mix up the cards. Students rearrange cards on a magnetic surface to put the verse in order again.



Game

Students lay out Grid Cards on the floor in a grid pattern. Students stand several feet away from the cards, facing away from the cards. Then students take turns tossing a beanbag over their shoulders, attempting to make beanbag land on one of the cards. When beanbag lands on a card, student answers the question or does the action on the card. Continue as time permits, giving each student several turns.

YOU NEED

Bibles, Grid Cards (from CD-ROM), beanbag.

Connect: Remember that God is with you wherever you go! He will help you make choices that courageously show that you love and trust God. Good came from the bad things in Joseph's life. I wonder what good things God might do in your life, too. Don't you?

Get Going

Direct students to look at Side 2 of their *Kid Talk Cards* again. As we listen to this song, think about one way you could choose to be courageous and do what is right this week. Ask God to help you trust Him and do what is right. Play "Be Strong and Courageous" (on *Media DVD* or track 4 on *Worship CD*), inviting students to listen or sing along. You can be strong and courageous and do what is right in every fun, sticky or scary situation you face. Distribute Lesson 11 *Family Fridge Fun* papers as students leave.

